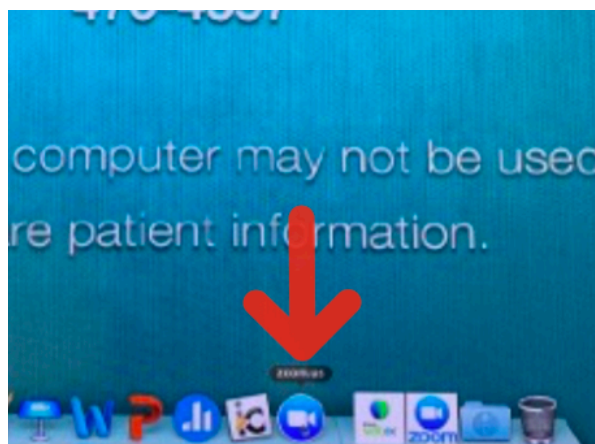


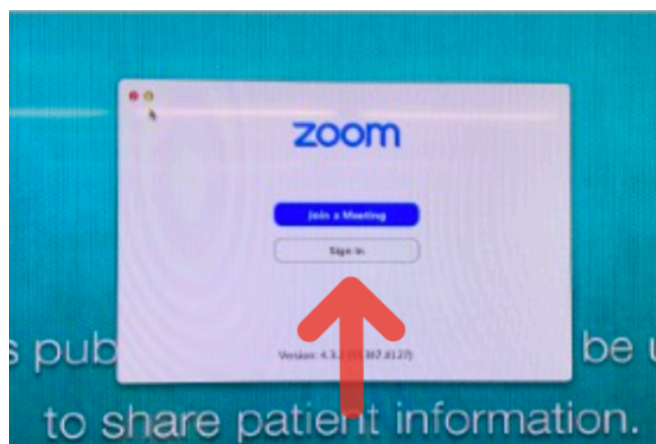


Press on ZOOM on touch panel

A short “How to will appear on the touch panel. Move to the in-room computer keyboard and mouse for the next step.



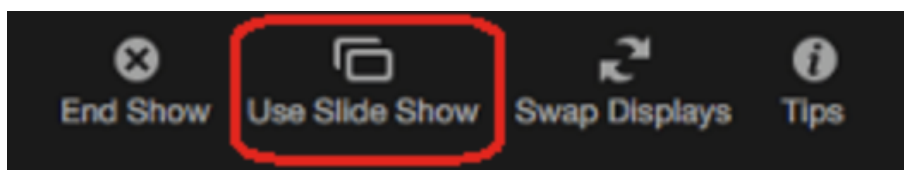
Click on the **ZOOM** icon in the dock to launch ZOOM.



Click on **JOIN A MEETING**.

Your meeting will launch and the computer audio will automatically connect to the in room microphone system.

ZOOM works best when you use a mirrored slide show mode. To share content click on **Share** and pick **Desktop 1**. Once your slideshow launches click on “Slideshow”



Presenter View sharing: Click on **Share** then click on **Desktop 1**. Start your slide show in power point. Navigate to the top menu for zoom and click on **NEW SHARE**. Click on **Desktop 2** and click **Share**.