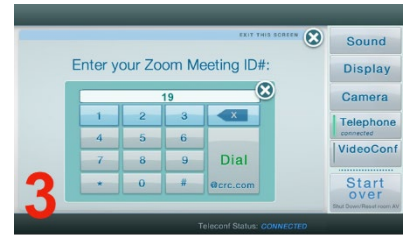
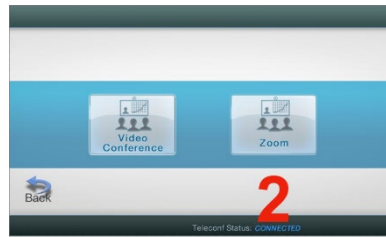
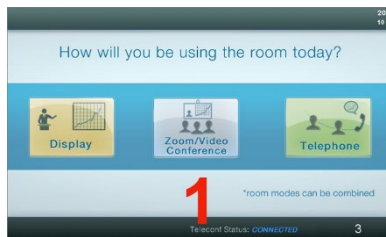


Connect to Zoom

Using a Video Conferencing Room System



DO NOT CLICK ON THE ZOOM MEETING LINK ON YOUR PRESENTATION LAPTOP.

ETS Touchpanel Shortcut

1. Press **Zoom/Video Conference Button**
2. Press **ZOOM**
3. Enter in **Meeting ID** and hit **DIAL**

Share Content:

1. Hook your laptop into the room system or wake up the built-in computer
2. Locate and press the **Share Content** or **Content** button
3. Press the computer source you wish to share **Laptop** or **Built in Computer**
4. Verify with end users they can see your content.

Configure Content View:

You can view content in two ways: full screen content or video on the top content below. Toggle between the two options by pressing the **Layout** button on the touch panel. To view video only press **stop** on the sharing content menu.

